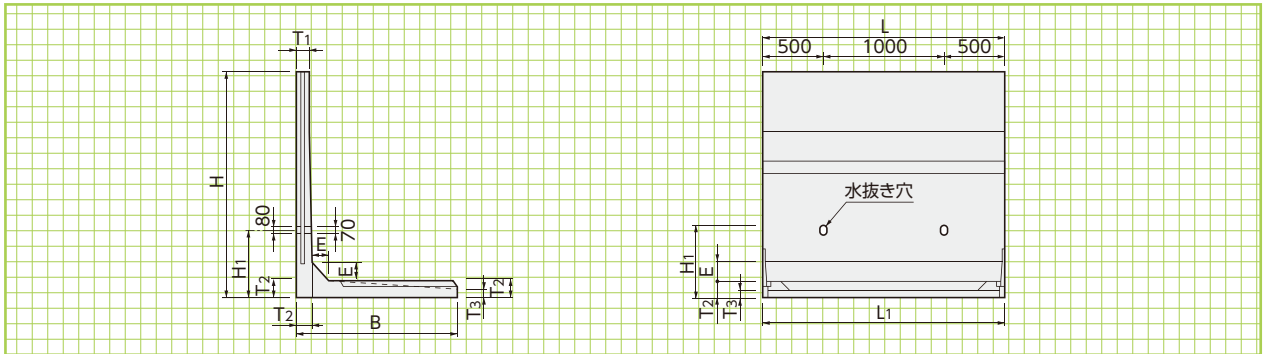


# インフラウォール〈道路用L型擁壁〉〈試行くさび法〉



H=600~  
2000

形状・寸法  
重量表



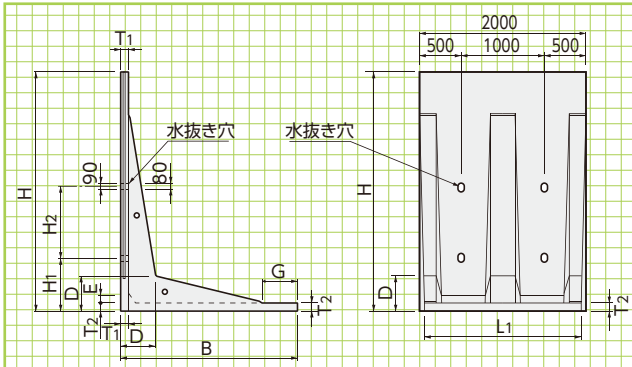
■寸法・重量表

呼称 H	寸 法 (mm)								参考重量 (kg)
	B	L	T <sub>1</sub>	T <sub>2</sub>	T <sub>3</sub>	E	L <sub>1</sub>	H <sub>1</sub>	
600	650	2000	80	80	50	60	1920	300	410
700	700	2000	80	80	50	80	1920	350	485
800	740	2000	80	80	50	80	1920	400	535
900	790	2000	80	80	50	100	1900	400	600
1000	850	2000	80	80	50	100	1900	400	650
1100	910	2000	80	100	60	110	1900	500	810
1200	970	2000	80	100	60	110	1900	500	875
1300	1030	2000	80	110	60	120	1880	500	1000
1400	1090	2000	80	110	60	120	1880	500	1065
1500	1150	2000	80	120	70	130	1880	500	1190
1600	1210	2000	80	130	70	130	1880	600	1300
1700	1270	2000	80	140	80	140	1860	600	1530
1800	1330	2000	80	140	80	140	1860	600	1605
1900	1390	2000	80	150	80	150	1860	600	1780
2000	1450	2000	80	150	80	150	1860	600	1885

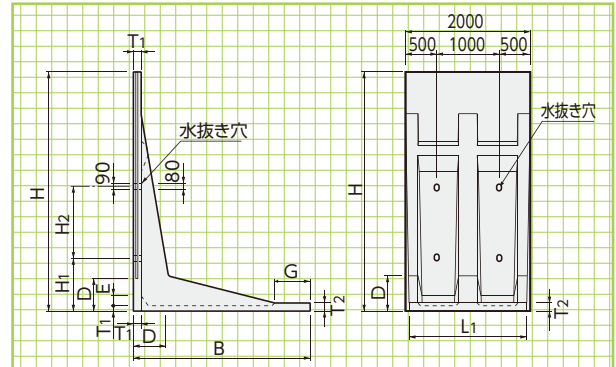
H=2100~  
5000

形状・寸法  
重量表

H=2100~3400



H=3500,4000,4500,5000



■寸法・重量表

呼称 H	寸 法 (mm)										参考重量 (kg)
	B	L	T <sub>1</sub>	T <sub>2</sub>	D	E	G	L <sub>1</sub>	H <sub>1</sub>	H <sub>2</sub>	
2100	1510	2000	85	85	220	80	300	1880	800	—	1990
2200	1570	2000	85	85	230	80	300	1880	800	—	2060
2300	1630	2000	85	85	250	80	300	1880	800	—	2120
2400	1690	2000	85	85	260	80	300	1880	800	—	2190
2500	1750	2000	85	85	280	80	300	1880	800	800	2260
2600	1810	2000	85	85	300	80	300	1860	800	800	2760
2800	1930	2000	85	85	330	80	300	1860	800	800	2890
3000	2050	2000	85	85	360	80	300	1860	1000	1000	3020
3200	2170	2000	90	90	390	90	300	1840	1000	1000	3790
3400	2290	2000	90	90	420	90	300	1840	1000	1000	3930
3500	2350	2000	90	90	440	90	300	1840	1000	1000	4000
4000	2650	2000	100	150	520	100	500	1840	1000	1000	5600
4500	2950	2000	100	150	680	100	500	1840	1000	1000	6770
5000	3250	2000	100	150	770	100	500	1840	1000	1000	8280